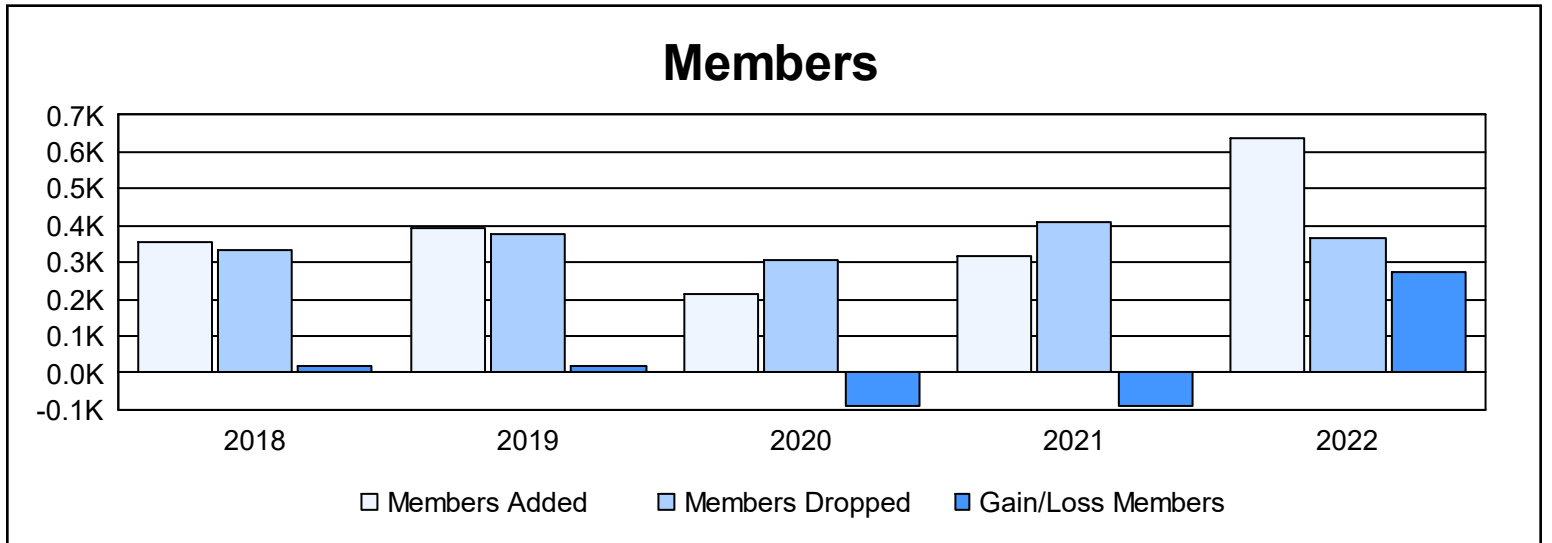
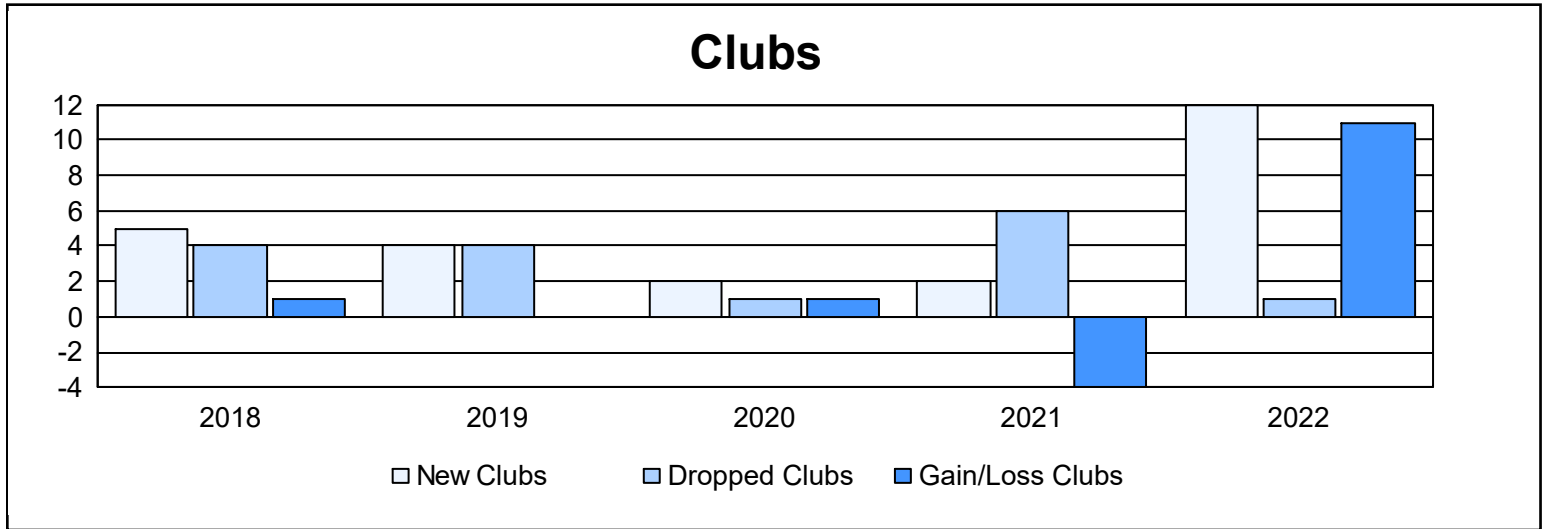
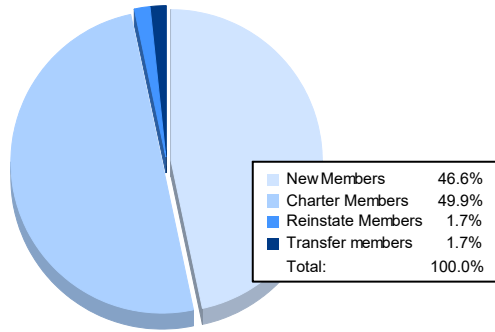


| Year | New Clubs | Dropped Clubs | Gain/ Loss Clubs | New Members | Charter Members | Reinstate Members | Transfer Members | Total Member Added | Total Members Dropped | Gain/ Loss Members |
|----------------|-----------|---------------|------------------|-------------|-----------------|-------------------|------------------|--------------------|-----------------------|--------------------|
| 2017-2018 | 5 | 4 | 1 | 201 | 127 | 6 | 19 | 353 | 334 | 19 |
| 2018-2019 | 4 | 4 | 0 | 214 | 127 | 32 | 20 | 393 | 376 | 17 |
| 2019-2020 | 2 | 1 | 1 | 137 | 61 | 4 | 12 | 214 | 306 | -92 |
| 2020-2021 | 2 | 6 | -4 | 203 | 66 | 11 | 35 | 315 | 407 | -92 |
| 2021-2022 | 12 | 1 | 11 | 298 | 319 | 11 | 11 | 639 | 367 | 272 |
| Average | 5 | 3 | 2 | 211 | 140 | 13 | 19 | 383 | 358 | 25 |



Membership Composition June 2022 Cumulative



Gender Composition June 2022 Cumulative

